

Getting started with . . .

Free Online Tax Filing

Easy

Steps

To

Filing

Your

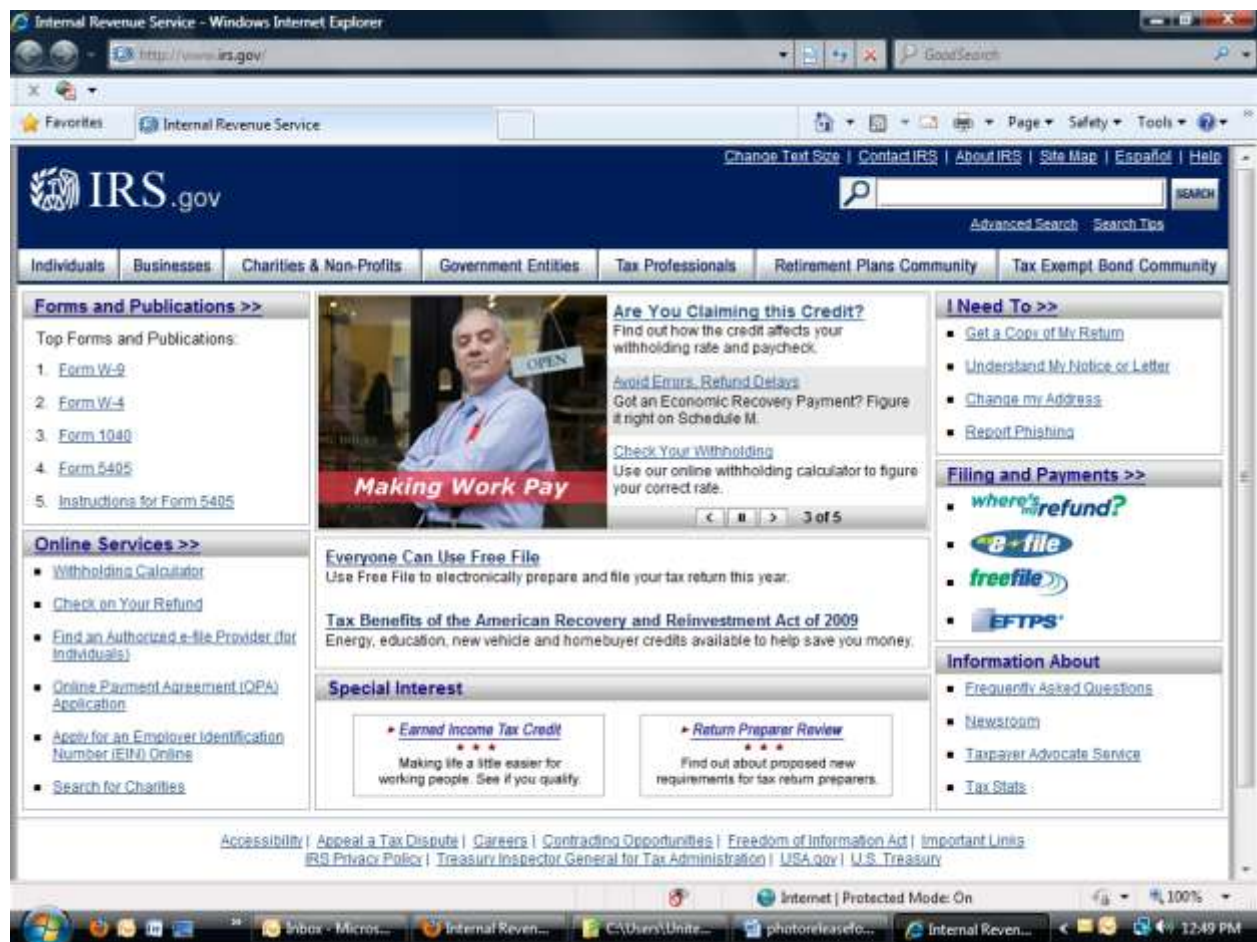
Federal and State taxes on-line

United Way
of Dunn County



Filing your Federal income tax on-line

1. Go to www.irs.gov :



2. Click on *freefile* (right-hand column, second section, third selection)

NOTE 1: Be sure to see if you are eligible for any tax credits. (You will probably be notified about this when you are filling out your Federal tax forms through the freefile program.)

The Earned Income Tax Credit alone could be worth up to \$5657.00 to certain working families, and up to \$457.00 to certain working individuals! Other tax credits, such as the Child Tax Credit and the Dependent Care Tax Credit, could be worth a lot to you, too!

Even if you know you owe no Federal taxes, you may want to free efile to see if you have money coming to you from one of the tax credit programs. Every year, tens or hundreds of **thousands of dollars are lost in Dunn County simply because people don't file for the credits for which they are eligible. Don't lose out!**

NOTE 2: IF YOU USE FREEFILE AND CHOOSE TO HAVE ANY REFUND DEPOSITED TO YOUR BANK ACCOUNT, YOU COULD HAVE YOUR REFUND IN AS FEW AS **TEN DAYS!**

3. In the middle of the second page, you can decide to:

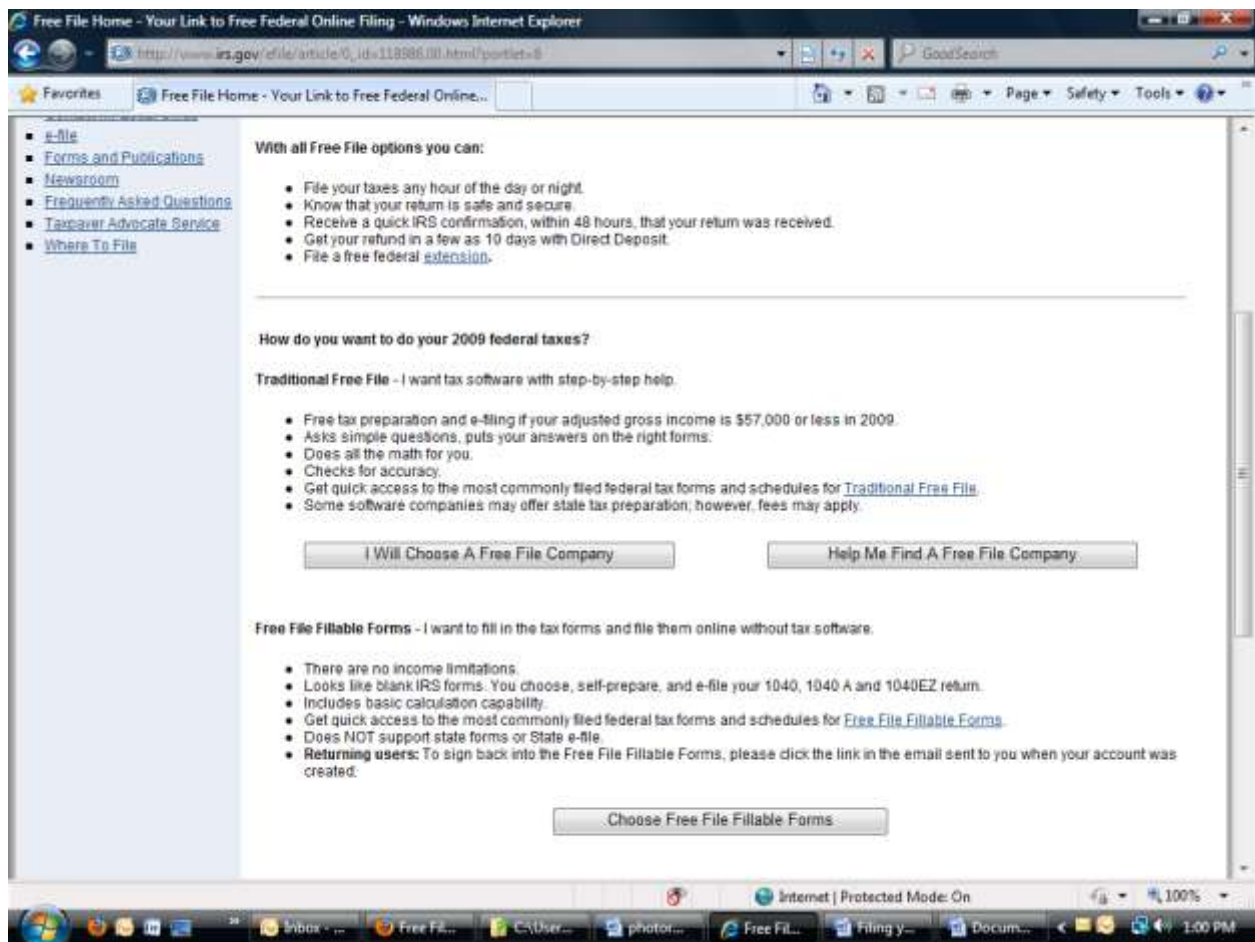
- **“Choose a Free File company”** from a list of all companies [NOTE: some Companies listed will not be appropriate for you – you must read each listing carefully to see if you qualify]

OR

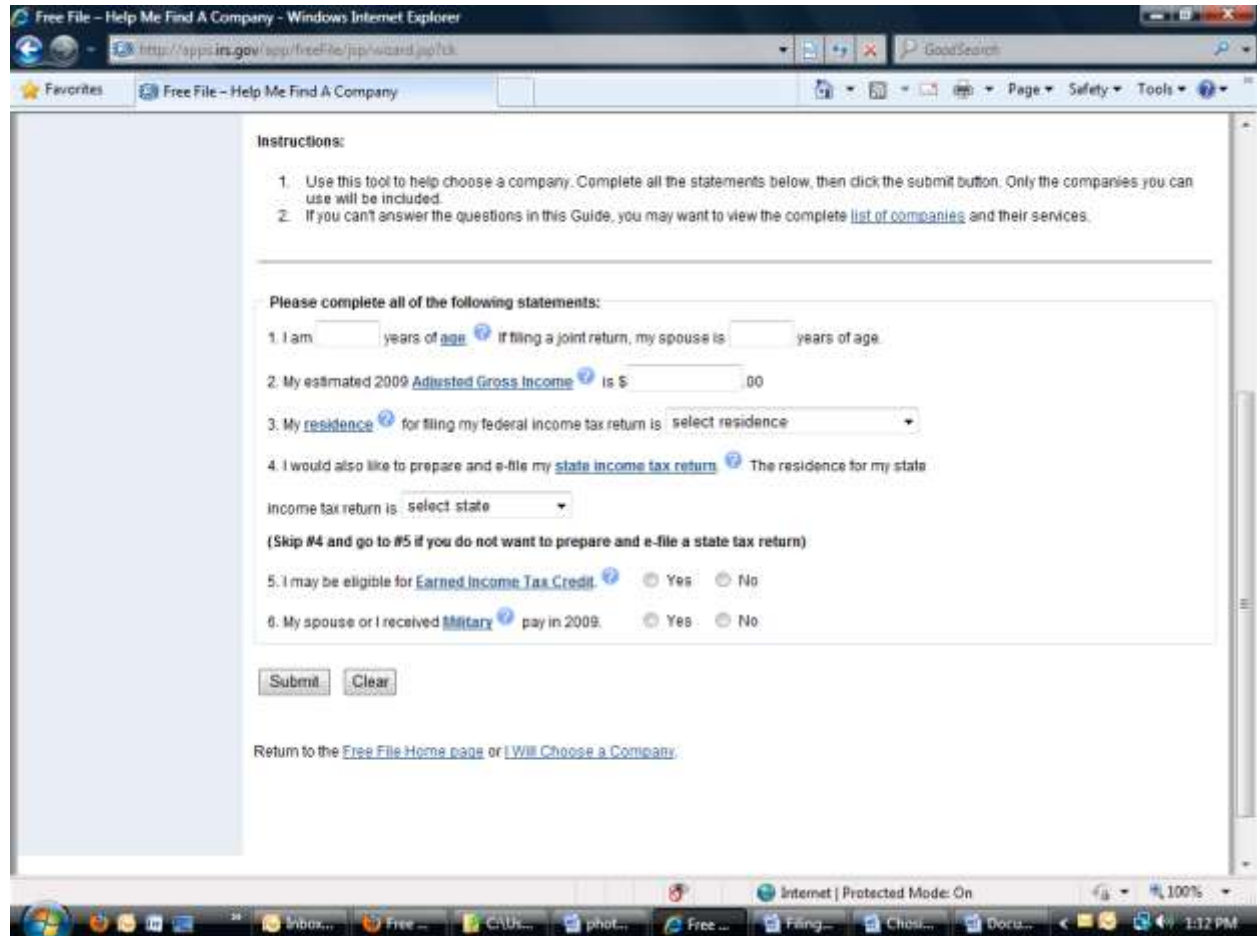
- Have the IRS **“Help me find a Free File Company”** [*This is the best choice if you want to be certain of choosing a company with which you qualify*]

OR

- **“Choose Free File Fillable Forms”** if you do not qualify for Free Filing through an IRS-approved private company, or you want to fill out forms the old fashioned way – but on-line. You can e-file these forms just like you can using the other two options, above.



4. At the bottom of the **“Help Me Find a Free File Company”** page, you will find this form:



The screenshot shows a web browser window titled "Free File - Help Me Find A Company - Windows Internet Explorer". The address bar shows the URL "http://apps.irs.gov/app/FreeFile/jsp/wizard.jsp?ck". The page content includes the following:

Instructions:

1. Use this tool to help choose a company. Complete all the statements below, then click the submit button. Only the companies you can use will be included.
2. If you can't answer the questions in this Guide, you may want to view the complete [list of companies](#) and their services.

Please complete all of the following statements:

1. I am years of [age](#). If filing a joint return, my spouse is years of age.
2. My estimated 2009 [Adjusted Gross Income](#) is \$ 00.
3. My [residence](#) for filing my federal income tax return is .
4. I would also like to prepare and e-file my [state income tax return](#). The residence for my state income tax return is .

(Skip #4 and go to #5 if you do not want to prepare and e-file a state tax return)

5. I may be eligible for [Earned Income Tax Credit](#). Yes No
6. My spouse or I received [Military](#) pay in 2009. Yes No

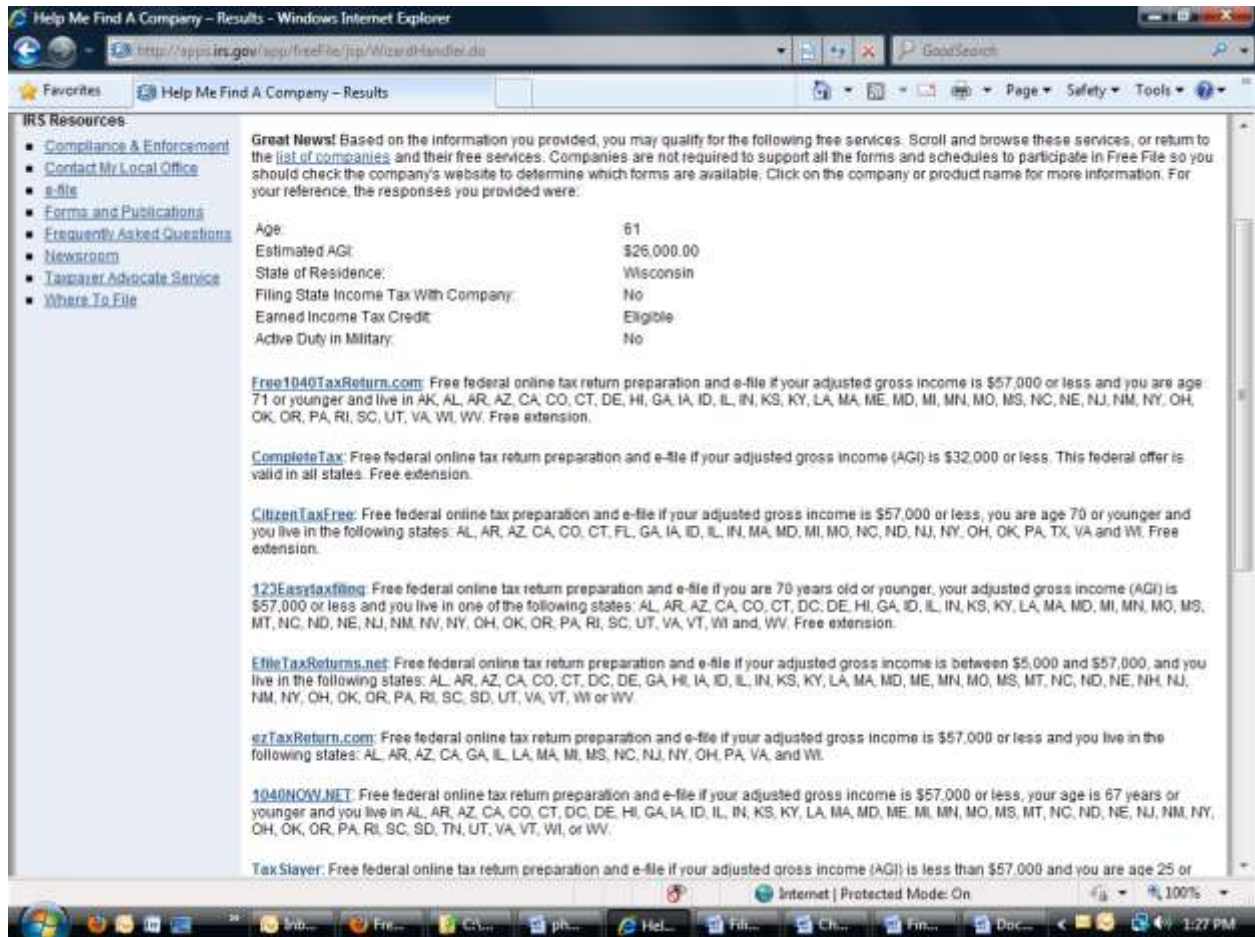
Buttons:

Return to the [Free File Home page](#) or [I Will Choose a Company](#).

Enter your information into the form, and press **“Submit”**. You will be taken to a page that lists all the companies with which you qualify for free e-filing of your taxes.

NOTE: This type of free e-filing is available to most people with incomes less than \$56,000 in 2009. If your income was higher, you can still e-file for free by choosing the **“Free Fillable Forms”** option on the previous web page.

5. If you chose **“Help Me Find a Free File Company”**, this is an example of the kind of list that will be generated for your specific circumstances: [NOTE: Answers are examples only; your page will be different.]



6. Choose a company, and click on its link. You will be taken to that company's Free E-File site. Follow the directions on your chosen company's web site to complete your taxes on-line and file them electronically.

NOTE 1: At this point, you will be leaving the IRS' web site.

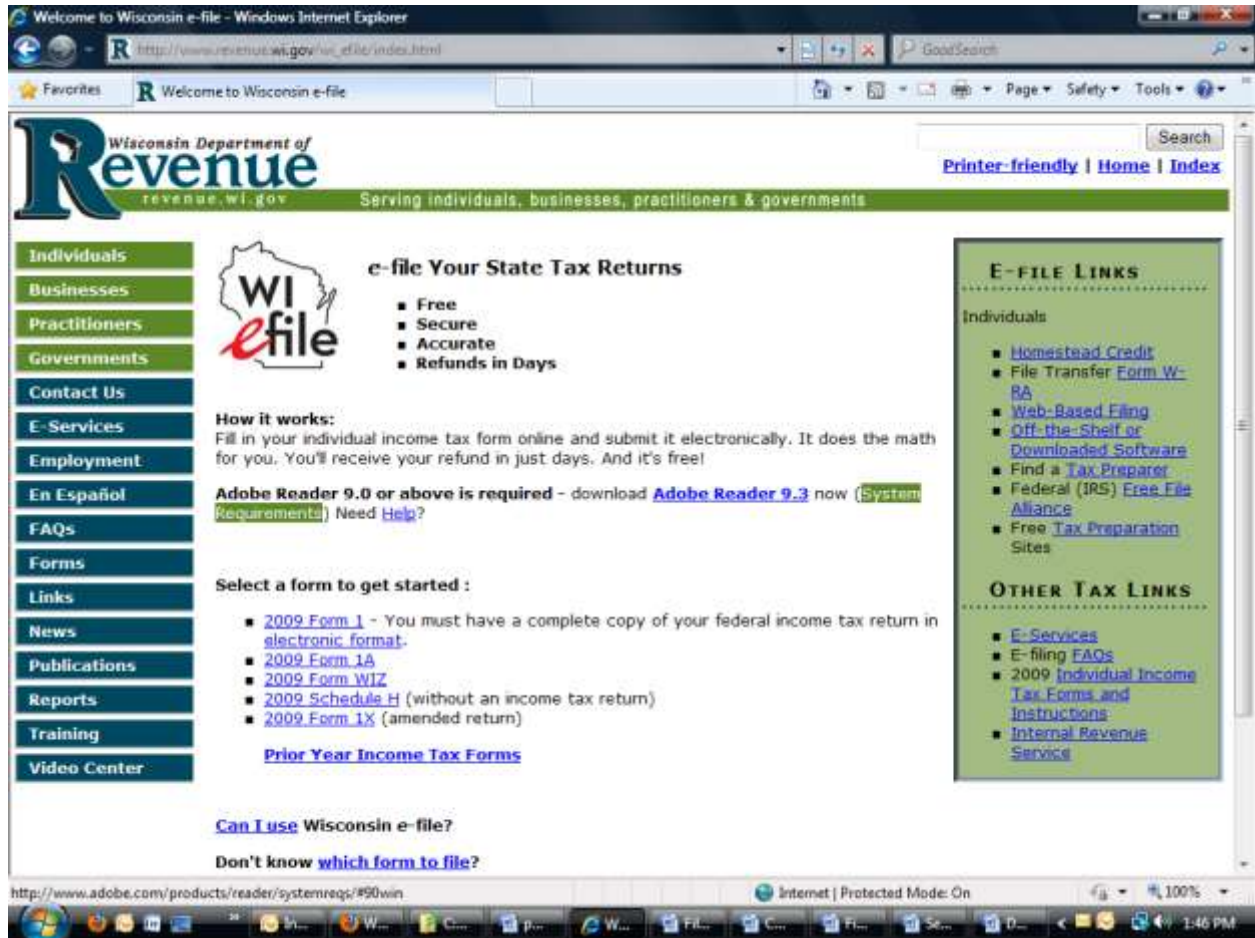
Note 2: The company you choose may invite you to file your state taxes on-line with them. This will probably be a service for which you pay. If you want to file your Wisconsin taxes on-line for free, go to the www.wisconsin.gov and click on the "wi e-file" icon in the lower left-hand corner of the page. (See next sheet)

Filing Wisconsin taxes on-line

1. Go to www.wisconsin.gov, and click on the “WI efile” icon in the lower left-hand corner of the page.

The screenshot shows the Wisconsin.gov website in a Windows Internet Explorer browser window. The address bar displays the URL <http://www.wisconsin.gov/state/home/app/COMMAND?gov.wi.state.cpp.command.LoadPortal&>. The page features a navigation menu on the left with categories like Government, Public Services, Business, Education, Wisconsin Facts, Health & Safety, Relocation, and Visiting. The main content area is titled "News and Highlights" and includes sections for "State Agency Schedules", "Did You Know You Can File Income Tax Returns and Check the Status of Your Refund Online?", "Who Are My Legislators?", "2010 Has The Safest Start Of Any Year On Record", "Candlelight Skiing and Hiking Opportunities", "Flu Information Resource", and "Federal Stimulus Bill Here In Wisconsin". A "WI efile" icon is visible in the bottom left corner of the page. The browser's taskbar at the bottom shows the system clock as 1:42 PM on Monday, February 15.

2. This is the page you get to by clicking on the WI efile icon:



NOTE 1: You must have Adobe Reader 9.0 or above on your system to use the Wisconsin free efile web site. (If you don't have it, there is a link to the Adobe Reader site on the above web page.)

Note 2: You must have done your Federal income taxes already before you can use the Wisconsin web site. Be sure to print out a copy of your Federal return if you filed your Federal taxes on-line, or by hand.

Note 3: Wisconsin efile has a number of restrictions. Click on the [Can I use Wisconsin e-file?](#) link to see if you are eligible to file on-line.

If you are eligible to use Wisconsin e-file, and choose to do so, you must choose which form to use from the list, click on it, and **follow the instructions to fill in the form. Don't forget to claim any Wisconsin tax credits for which you may be eligible, such as the Homestead Tax Credit and the Child Tax Credit.**

IF YOU ARE DUE A REFUND FROM THE STATE, AND CHOOSE TO HAVE IT DEPOSITED DIRECTLY INTO YOUR BANK ACCOUNT, YOU COULD HAVE THE REFUND IN AS FEW AS ***FIVE DAYS!***